



SINGLE PLY 3

DESCRIPTION

- Designed for membrane type roof applications
- Must be installed into structure
- Can be powder coated to match roofing material color
- Designed for clamp-on tubes (see clamp-on tube product data sheet)
- Ice Flags (optional)
- Overall dimensions: 7" L X 6" W X 7.38" H

MATERIALS - BRACKET

- Steel: 3/16" (ASTM A1011 & A36) w/ Galvanized Steel **Baseplate**
- Copper: 1/4" (ASTM B125) w/ Stainless Steel **Baseplate**
- Stainless Steel: 3/16" (ASTM A304) w/ Stainless Steel **Baseplate**
- Aluminum: 1/4" (ASTM B209) w/ Stainless Steel **Baseplate**

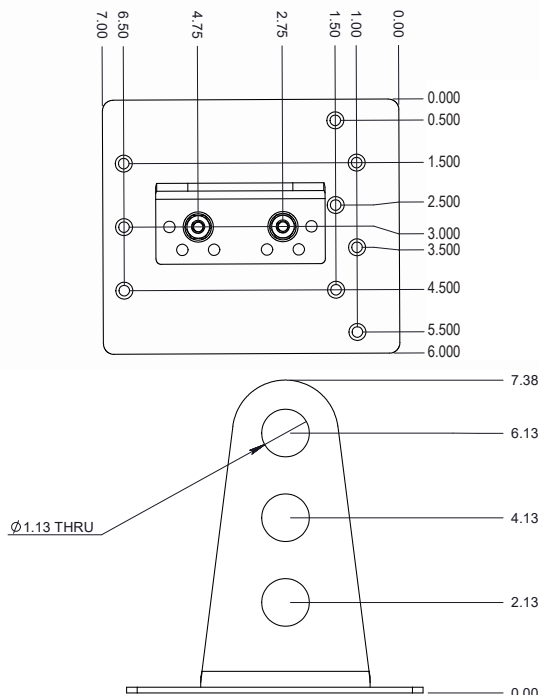
MATERIALS - BASEPLATE

- Stainless Steel: 10 ga. (ASTM A304) w/ Copper, Aluminum, or Stainless Steel **Bracket**
- Galvanized Steel: 10 ga. (ASTM A1011 & A36) w/ Steel **Bracket**


COLORS/FINISHES

- Zinc Plated Steel
- Mill Finish Copper
- Stainless Steel
- Aluminum
- Powder coating available in many colors visit <http://trasnowandsun.com/color-chart/> to see color chart

NOTE: Due to specific job conditions, TRA Snow and Sun will only warranty a snow retention system/layout that has been designed by TRA Snow and Sun.



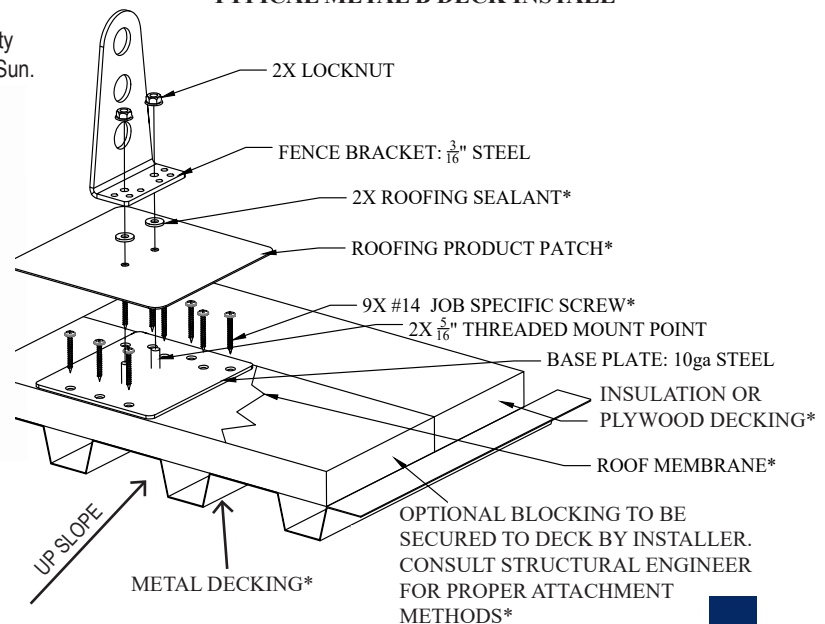
DIMENSIONS *Dimensions shown are in inches.
DO NOT SCALE



THREE TUBE SNOW FENCE SYSTEM

USED ON: EPDM, TPO, PVC, AND SIMILAR ROOFING MATERIALS

TYPICAL METAL B DECK INSTALL



***PRODUCT PURCHASED SEPARATELY**

-ALL ROOF PENETRATIONS THAT GO THROUGH THE UNDERLAYMENT ARE REQUIRED TO BE FLASHED OR SEALED.

INSTALLATION
DO NOT SCALE

SNOW RETENTION SYSTEMS