

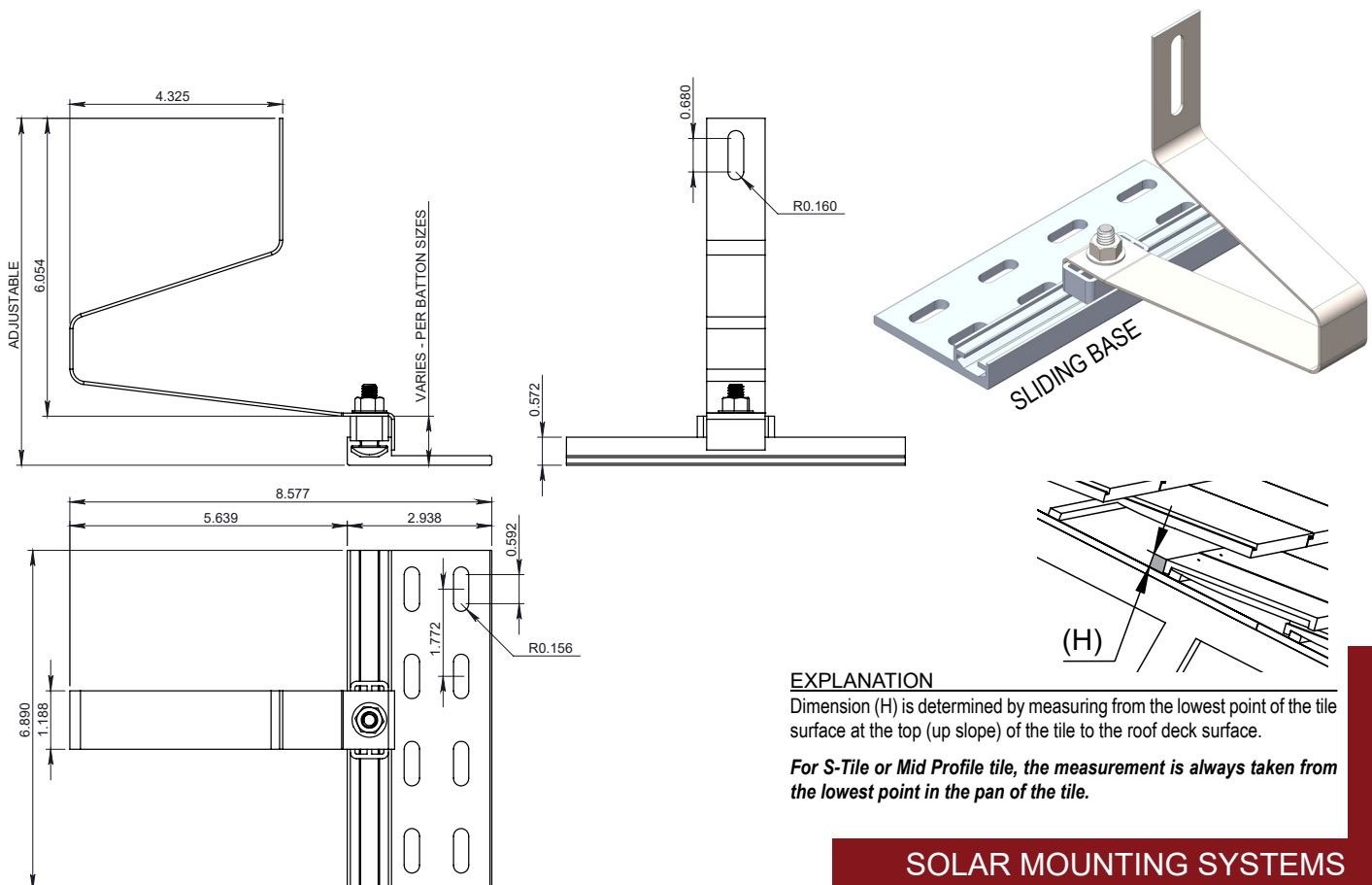


# SOLAR TILE HOOK

## TECHNICAL SPECIFICATIONS

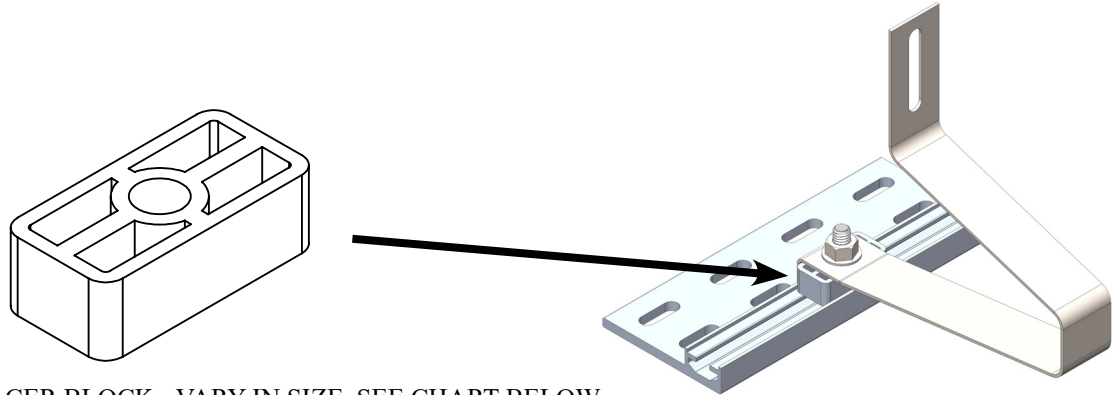
Material	Hook - Stainless Steel Base - 6005A-T6 Aluminum Spacer Block - 6005A-T6 Aluminum
Finishes	Mill finish
Allowable Loads (lbs)	<ul style="list-style-type: none"> <li>Uplift: 220</li> <li>Downforce: 220</li> <li>Shear: 120</li> </ul>
Companion Parts	<ul style="list-style-type: none"> <li>Simpson SDS 1/4" Fastener; L = 3.5"</li> <li>Stainless Steel Carriage Bolt 5/16" - 18 X 3/4" - Varies"</li> </ul>
Compatible Mounting Rails	All TRA Snow and Sun rails as well as other major brands
Compatible Solar Modules	All major brands
Warranty	25 Years (see warranty documentation for conditions)

NOTE: Dimensions shown are in inches unless otherwise noted. Spacer block information on back.





## SOLAR TILE HOOK



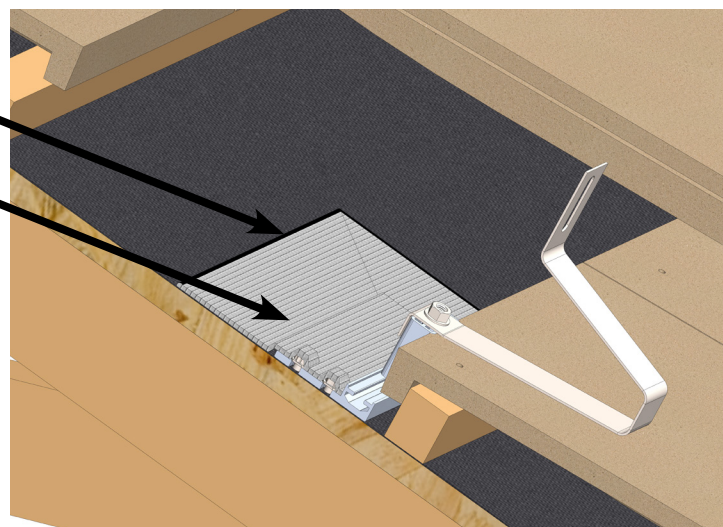
SPACER BLOCK - VARY IN SIZE, SEE CHART BELOW.

SOLAR TILE HOOK SELECTION CHART - COUNTER BATTEN STAINLESS STEEL			
H (Height)	TILE TYPE	PART #	DESCRIPTION
5/16" - 18 X 3/4"	CLAY TILE ONLY		NO BATTEN, DIRECT TO DECK - NO SPACER BLOCK
5/16" - 18 X 1"	CONCRETE TILE		NO BATTEN, DIRECT TO DECK - SPACER BLOCK (NO LESS THAN 1/4", NO MORE THAN 5/16")
5/16" - 18 X 1 1/4"	CONCRETE TILE		BATTEN - SPACER BLOCK (NO LESS THAN 3/4", NO MORE THAN 5/16")
5/16" - 18 X 1 1/2"	CONCRETE TILE		BATTEN - SPACER BLOCK (NO LESS THAN 1 1/2", NO MORE THAN 1 9/16") COUNTER BATTEN - SPACER BLOCK USING 1X2 VERTICAL
5/16" - 18 X 1 3/4"	CONCRETE TILE		COUNTER BATTEN - SPACER BLOCK USING 2X2 VERTICAL (NO LESS THAN 2 3/4", NO MORE THAN 2 7/16")
5/16" - 18" X Varies"	CONCRETE TILE OR CLAY		COUNTER BATTEN - VARIES FROM HEIGHT OF COUNTER BATTEN.

SILICONE CAULKING

TRA - VERSAFLASH

All roof penetrations that go through the underlayment are required to be flashed. We recommend using TRA's VeraFlash to go over the tile hook base by three inches around the uphill and two side seams. Then apply a nice clean bead of silicone caulking around our VeraFlash.



**INSTALLATION**  
DO NOT SCALE

**SOLAR MOUNTING SYSTEMS**