



## C22Z CLAMP-ON

### DESCRIPTION

- Designed for standing seam metal roofs
- Available for rib types including: Double Lock, Single Lock, Snap Lock
- Designed for clamp-on tubes (see clamp-on tube product data sheet)
- Allows for full installation without any penetration of the roof surface
- Powder coated to match roofing material color
- Overall dimensions: 4.50" L X VAR" W X VAR" H
- Height of clamp varies based on rib type and height
- Carriage bolt (2) 3/8" Dia X 1-3/4" or 2"
- Weight: 1.80 pounds

### MATERIALS

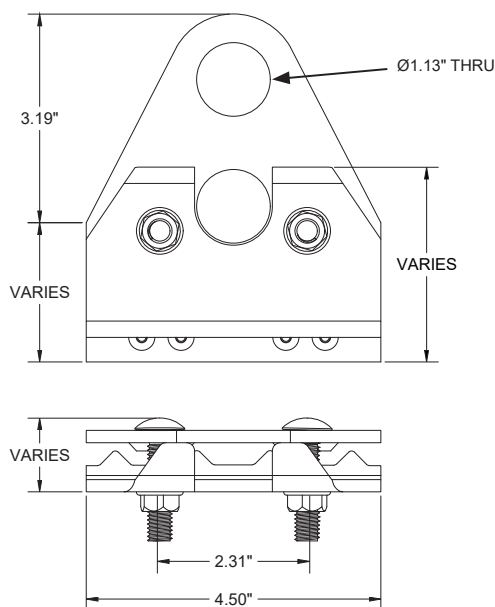
- Zinc Coated Steel: 3/16" (ASTM A36)
- Copper: 1/4" (ASTM B152)
- Stainless Steel: 8ga. (ASTM A240)

### COLORS/FINISHES

- Raw Steel
- Zinc Plated Steel
- Hot-Dipped Galvanized Steel
- Mill Finish Copper
- Stainless Steel
- Powder coating available in many colors visit <http://trasnowandsun.com/color-chart/> to see color chart

**NOTE:** Due to specific job conditions, TRA Snow and Sun will only warranty a snow retention system/layout that has been designed by TRA Snow and Sun.

\* These dimensions vary based on the panel rib type and height.

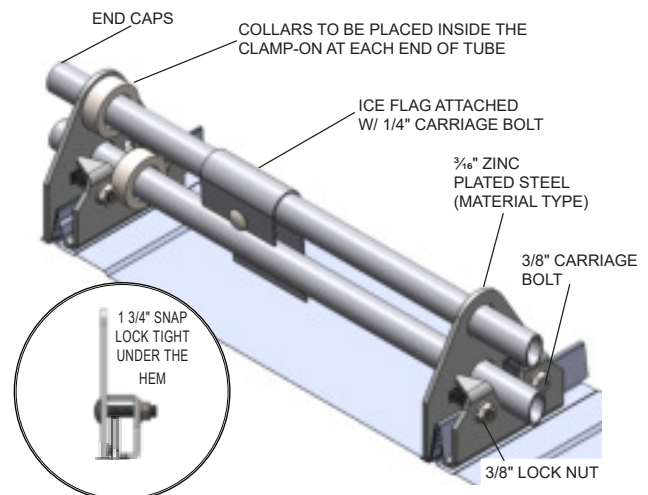
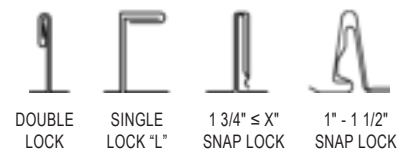


**DIMENSIONS**  
DO NOT SCALE



## 2 RAIL STANDING SEAM SNOW FENCE

### USED ON: STANDING SEAM METAL



### INSTALLATION:

CLAMP THE SNOW FENCE TO THE RIB BY USING A TORQUE WRENCH WITH 30 FT - LBS. OF PRESSURE APPLIED TO EACH BOLT. FOR SPECIFIC ENGINEERING & PLACEMENT CALL TRA SNOW & SUN AT 801-756-8666.